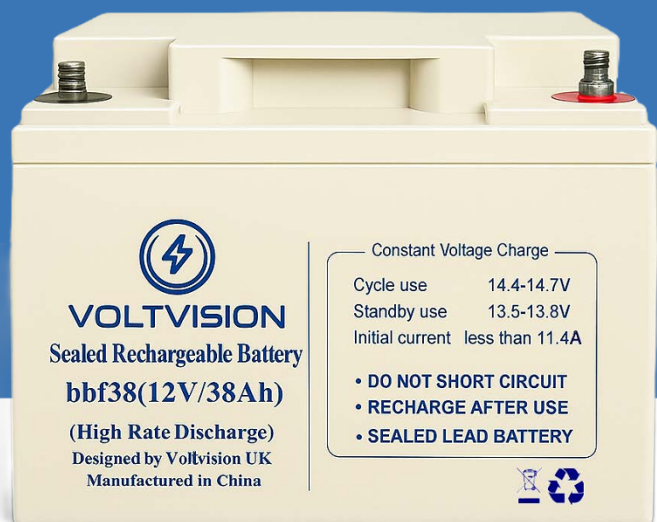


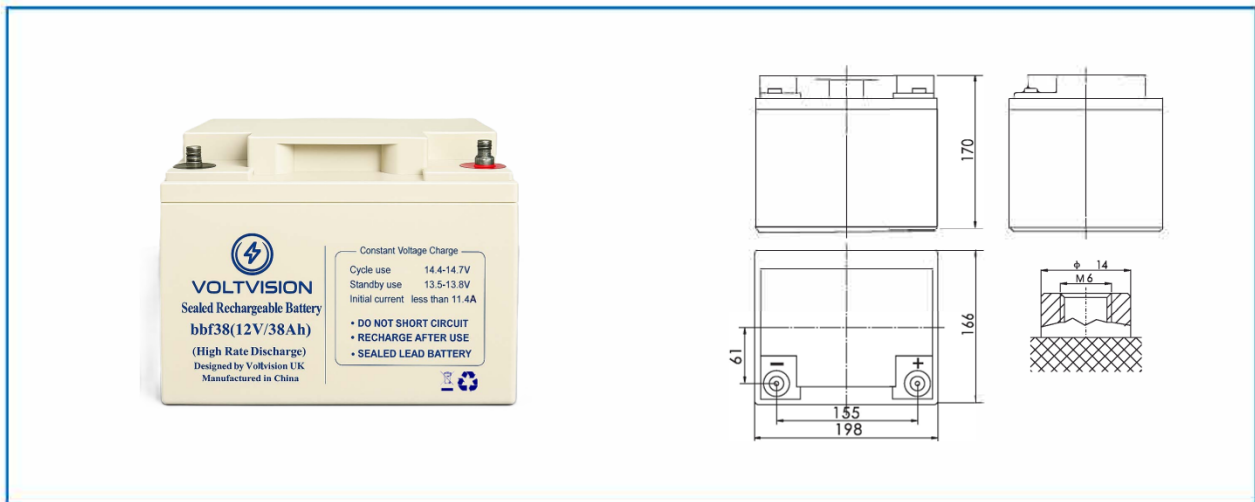
LIGHTING THE WORLD WITH GREEN ENERGY



PRODUCT BROCHURE

BBF38

For General Use



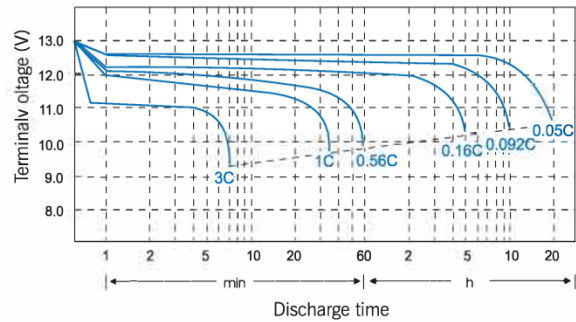
Specifications

Nominal Voltage	12V	
Rated Capacity (20 hour rate)	38Ah	
Dimensions	Total Height (with terminals)	6.70 inches(170mm)
	Height	6.70 inches(170mm)
	length	7.80 inches(198mm)
	width	6.54 inches(166mm)
Weight	Approx.24.86 Pound(12.0kg)	

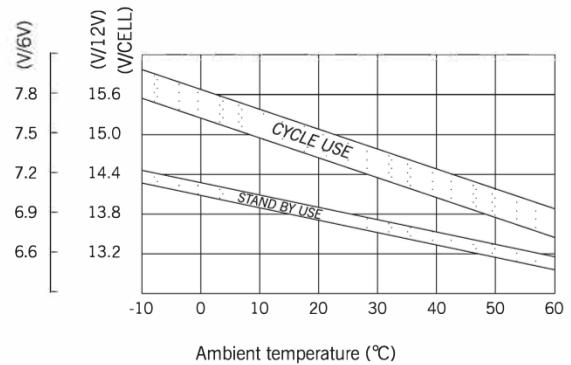
Characteristics

Capacity 77°F(25°C)	20 hour rate (1.90A)	38.0 Ah
	10 hour rate (3.50A)	35.0 Ah
	5 hour rate (6.08A)	30.4 Ah
	1 hour rate (22.8A)	22.8 Ah
	15Minute Rate (62.8A)	15.7 Ah
Internal Resistance	Full charged Battery 77°F(25°C)	12 mΩ
	104°F(40°C)	102%
Capacity affected by Temperature (20hour rate)	77°F(25°C)	100%
	32°F(0°C)	85%
	5°F(-15°C)	65%
Self-Discharge 77°F(25°C)	Capacity after 3 month storage	91%
	Capacity after 6 month storage	81%
	Capacity after 12 month storage	60%
Max. Discharge Current 77°F(25°C)	380A(5S)	
Terminal	M1	
Charge (Constant Voltage)	Cycle	Initial Charging Current less than 11.4A
		Voltage 14.4~14.7 V / 77°F(25°C)
	Float	Voltage 13.5~13.8V / 77°F(25°C)

Discharge Curves 77°F (25°C)



Relationship between charge voltage and temperature



Constant Current Discharge (AMPERES @25°C)

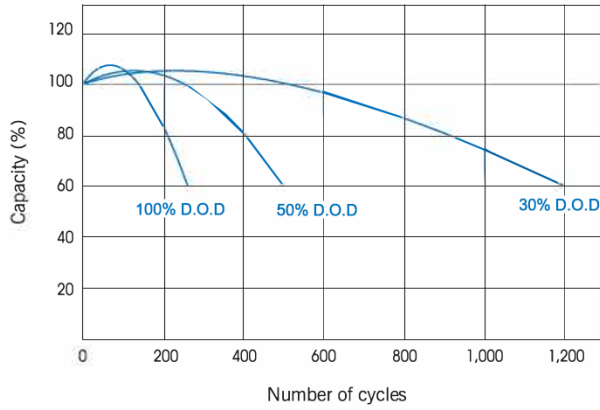
F.V/Time	10Min	15Min	30Min	60Min	2H	3H	4H	5H	8H	10H	20H
1.60	80.7	62.8	39.8	24.5	13.9	9.89	7.72	6.53	4.61	3.77	1.98
1.65	77.6	60.4	38.3	23.6	13.4	9.79	7.64	6.47	4.56	3.73	1.96
1.70	73.1	57.3	36.2	23.3	13.0	9.50	7.38	6.21	4.48	3.66	1.95
1.75	63.6	50.9	34.6	22.8	13.0	9.39	7.27	6.08	4.37	3.50	1.90
1.80	61.2	48.9	33.3	21.9	12.5	9.03	6.99	5.85	4.20	3.37	1.83
1.85	50.2	42.5	30.6	20.1	12.0	8.58	6.64	5.56	3.99	3.20	1.74

Constant Power Discharge (WATTS PER CELL@25°C)

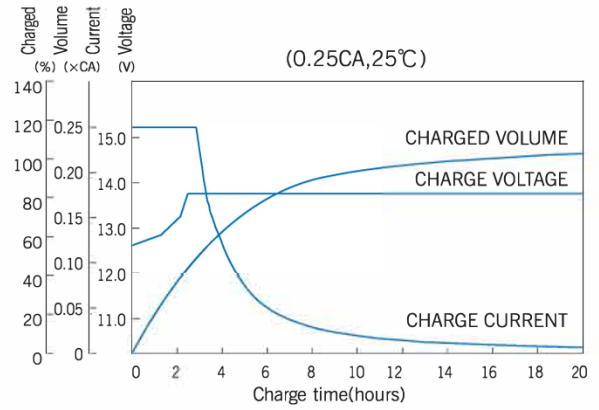
F.V/Time	10Min	15Min	30Min	60Min	2H	3H	4H	5H	8H	10H	20H
1.60	143	113	70.2	44.6	25.3	18.0	14.3	12.1	8.00	6.76	3.50
1.65	139	110	69.7	43.2	24.5	17.8	14.1	11.9	7.94	6.70	3.48
1.70	135	106	67.6	41.9	24.2	17.5	13.8	11.6	7.75	6.56	3.37
1.75	127	102	67.4	41.6	24.0	17.4	13.7	11.5	7.68	6.50	3.31
1.80	117	94.1	64.1	40.9	23.6	17.0	13.4	11.3	7.42	6.28	3.22
1.85	96.9	82.7	58.3	38.0	22.7	16.5	12.9	10.7	7.21	6.00	3.12

The operating environment temperature above 40°C should be avoided ,After long term storage, The battery actual capacity would be less than the rated capacity. Full capacity will be obtained through several charge/discharge cycles.
To get the longest life, VoltVision battery should be fully charged before storage.

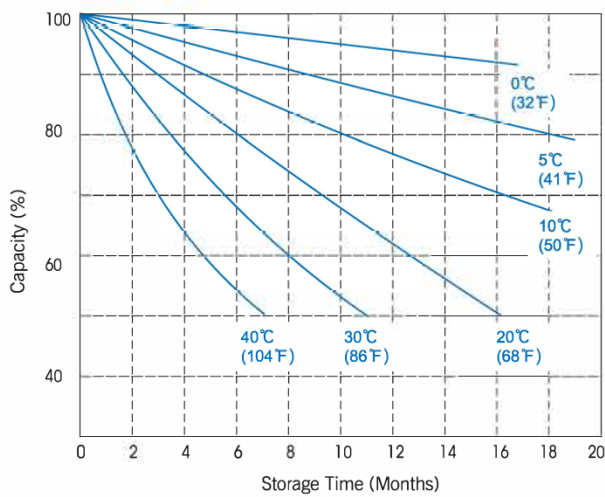
Cycle service life in relation to depth of discharge



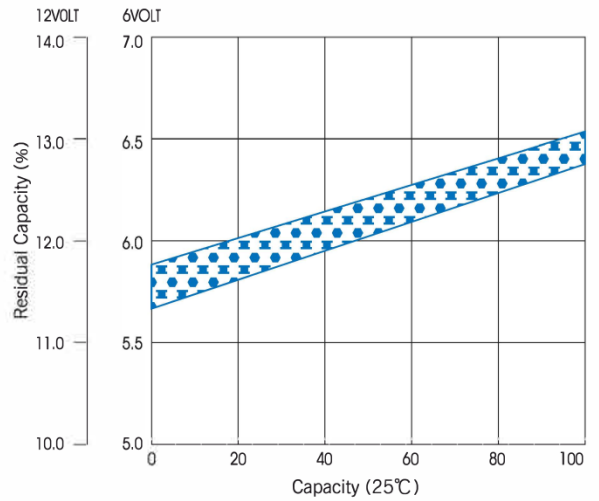
Constant voltage charge characteristic



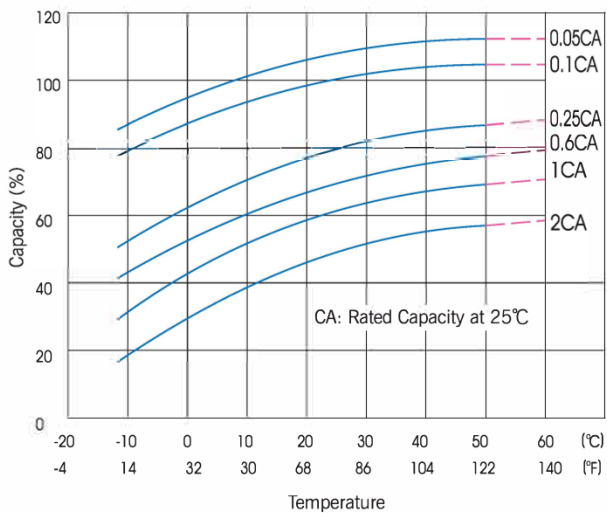
Self-Discharge Characteristics



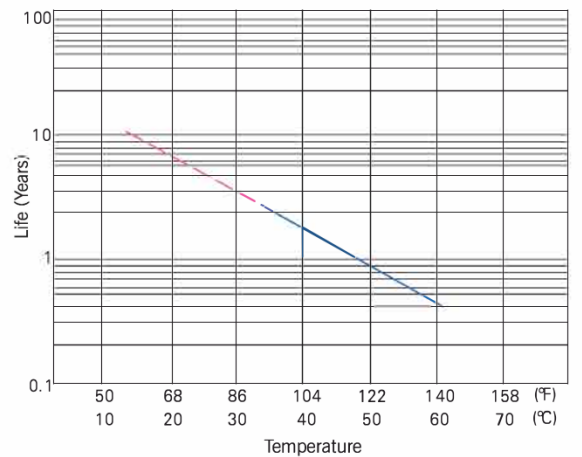
Relationship of OCV and Residual Capacity % (25°C)



Temperature effects on capacity



Temperature effects float life





VOLTVISION

VOLTVISION

23 Wilmslow Road Manchester, United Kingdom M14 5TB

Tel: +44 778-649-3043

Mail: info@voltvision.uk

Web: voltvision.uk



LinkedIn



© Copyright 2025 VOLTVISION. All rights reserved. Specifications are subject to change without prior notice. VOLTVISION does not accept any responsibility whatsoever for potential errors or possible lack of information in this document.

© Copyright © 2025 VOLTVISION