

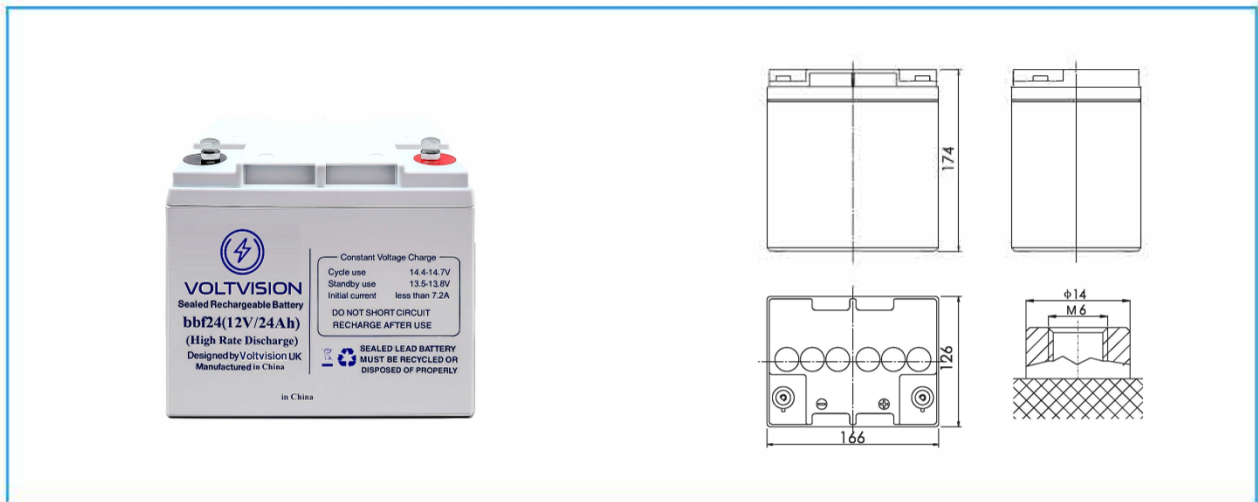
LIGHTING THE WORLD WITH GREEN ENERGY



PRODUCT BROCHURE

BBF24

Battery For General Use



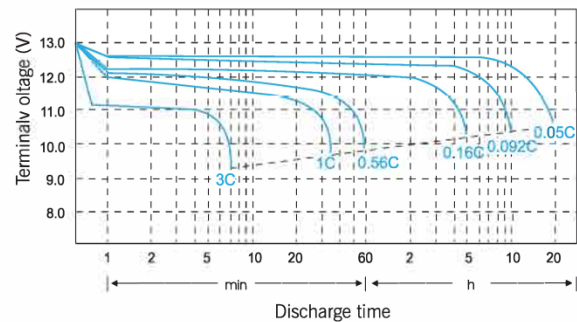
Specifications

Nominal Voltage		12V
Rated Capacity (20 hour rate)		24Ah
Dimensions	Total Height (with terminals)	6.85 inches(174mm)
	Height	6.85 inches(174mm)
	length	6.54 inches(166mm)
	width	4.96 inches(126mm)
Weight		Approx.17.6 Pound(8.0kg)

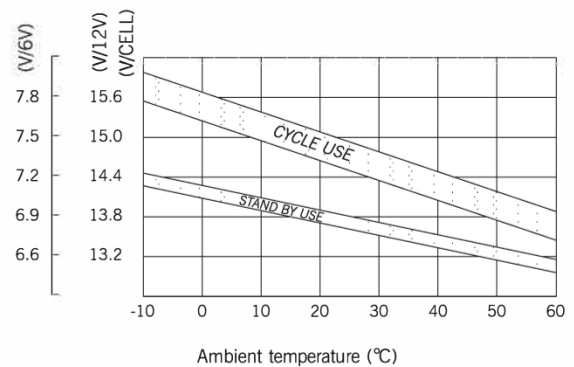
Characteristics

Capacity 77°F(25°C)	20 hour rate (1.20A)	24 Ah
	10 hour rate (2.23A)	22.3 Ah
	5 hour rate (3.84A)	19.2 Ah
	1 hour rate (14.4A)	14.4 Ah
	15Minute Rate (42.2A)	10.5Ah
Internal Resistance	Full charged Battery 77°F(25°C)	12 mΩ
	104°F(40°C)	102%
	77°F(25°C)	100%
Capacity affected by Temperature (20hour rate)	32°F(0°C)	85%
	5°F(-15°C)	65%
	Self-Discharge 77°F(25°C)	Capacity after 3 month storage
	Capacity after 6 month storage	81%
	Capacity after 12 month storage	60%
Max. Discharge Current 77°F(25°C)	360A(5S)	
Terminal	M1	
Charge (Constant Voltage)	Cycle	Initial Charging Current less than 7.2A
		Voltage 14.4~14.7 V / 77°F(25°C)
	Float	Voltage 13.5~13.8V / 77°F(25°C)

Discharge Curves 77°F (25°C)



Relationship between charge voltage and temperature



Constant Current Discharge (AMPERES @25°C)

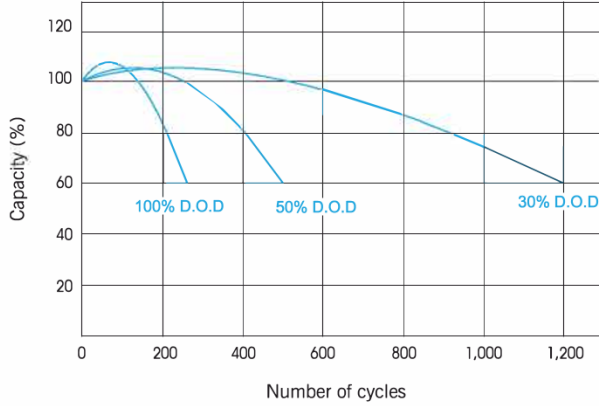
F.V/Time	5Min	10Min	15Min	30Min	60Min	2H	3H	4H	5H	10H	20H
1.60	91.5	58.1	42.0	25.9	15.3	8.96	6.19	4.80	3.95	2.28	1.23
1.65	89.3	56.4	40.5	25.2	15.0	8.64	6.08	4.70	3.89	2.23	1.22
1.70	85.2	54.0	38.9	24.7	14.7	8.53	6.03	4.66	3.89	2.23	1.21
1.75	81.6	51.8	38.3	24.5	14.4	8.43	6.03	4.61	3.84	2.23	1.20
1.80	76.8	51.4	37.3	23.8	14.1	8.16	5.92	4.56	3.79	2.18	1.17

Constant Power Discharge (WATTS PER CELL@25°C)

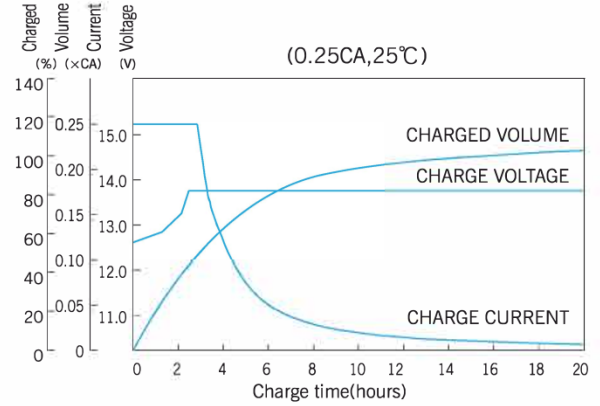
F.V/Time	5Min	10Min	15Min	30Min	60Min	2H	3H	4H	5H	10H	20H
1.60	170	108	80.3	49.2	27.6	17.4	12.3	9.55	7.85	4.54	2.44
1.65	166	106	77.3	48.1	27.3	16.9	12.1	9.36	7.75	4.51	2.43
1.70	158	101	74.3	47.2	26.8	16.6	12.0	9.31	7.79	4.48	2.42
1.75	152	97.8	73.1	46.8	26.1	16.4	12.0	9.22	7.68	4.48	2.41
1.80	143	96.9	71.2	45.4	25.7	16.0	11.8	9.12	7.57	4.37	2.36

The operating environment temperature above 40°C should be avoided ,After long term storage, The battery actual capacity would be less than the rated capacity. Full capacity will be obtained through several charge/discharge cycles. To get the longest life, VoltVision battery should be fully charged before storage.

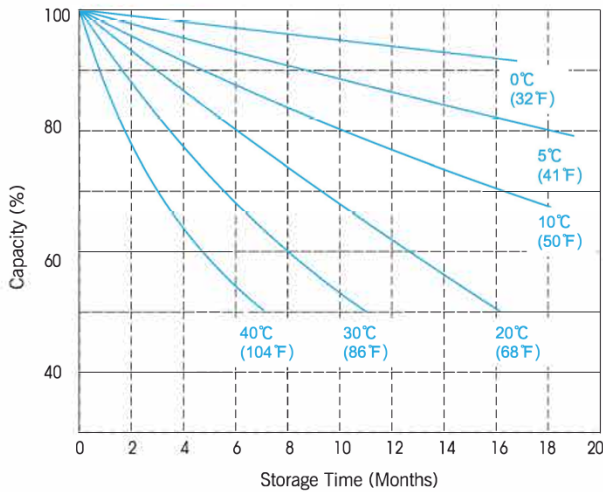
■ Cycle service life in relation to depth of discharge



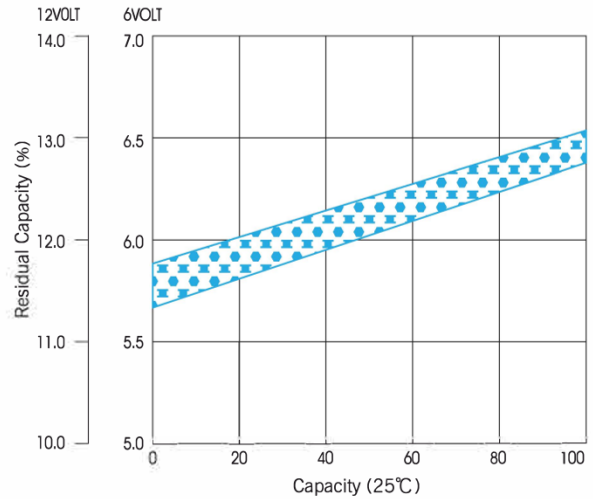
■ Constant voltage charge characteristic



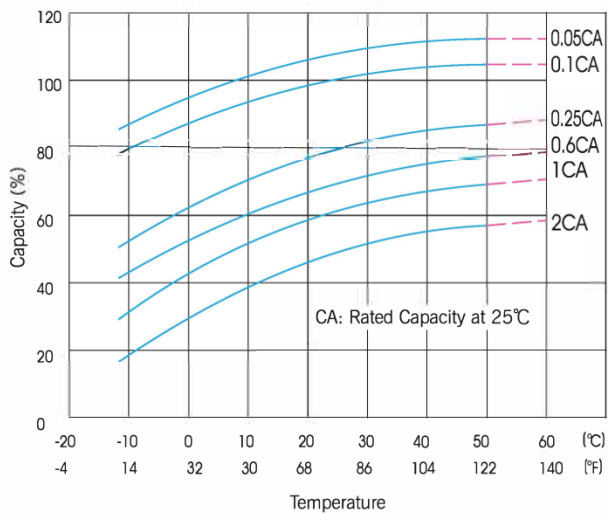
■ Self-Discharge Characteristics



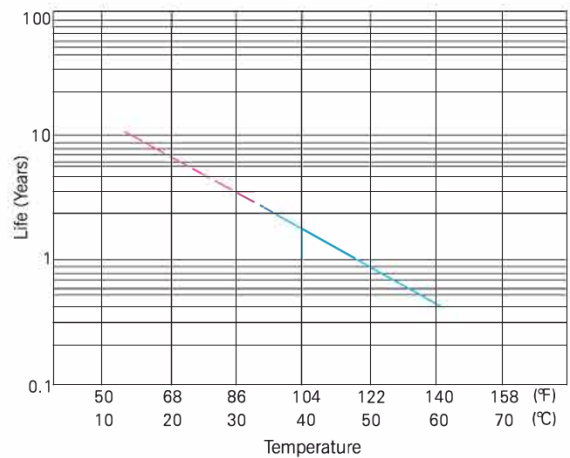
■ Relationship of OCV and Residual Capacity % (25°C)



■ Temperature effects on capacity



■ Temperature effects float life





VOLTVISION

VOLTVISION

23 Wilmslow Road Manchester, United Kingdom M14 5TB

Tel: +44 778-649-3043

Mail: info@voltvision.uk

Web: voltvision.uk



LinkedIn



© Copyright 2025 VOLTVISION. All rights reserved. Specifications are subject to change without prior notice. VOLTVISION does not accept any responsibility whatsoever for potential errors or possible lack of information in this document.

© Copyright © 2025 VOLTVISION